
















KEY		
	ACCESSIBLE BUILDING	 PATH TRANSITION
	NON-ACCESSIBLE BUILDING	 CONCRETE PATH
	MAIN ACCESSIBLE PATH	 LANDSCAPED PATH
	ACCESSIBLE SIDE PATH	 ACCESSIBLE ENTRY
		 ACCESSIBLE ENTRY - NO PAD PAD = Powered Activation Device (AKA Push button)
		 ACCESSIBLE PARKING (PERMIT REQ'D)
		 ACCESSIBLE PARKING
		 RTA BUS STOP
		 TULANE SHUTTLE STOP

## Uptown Campus Accessibility Map

### Section 5